


Edit/Delete an Entry




Accidentally made the wrong entry? Not to worry. Simply, click on the "Edit" button in the entry that you wish to edit.

Recent Step Entries [Hide](#)

April 18



[adminavnet](#)
Apr 18, 2018

 Edit

0 steps
4,501 activities

2.0 m


Comment ↓

[View Your full News Feed](#)

You can also choose to delete the entry by clicking on "delete." It's that simple.

Recent Step Entries [Hide](#)

April 18


UPLOAD A PIC

on **April 18** you walked steps

Update entry

Tell me something new...

Anyone

[Convert an activity](#) ↓

delete

[View Your full News Feed](#)